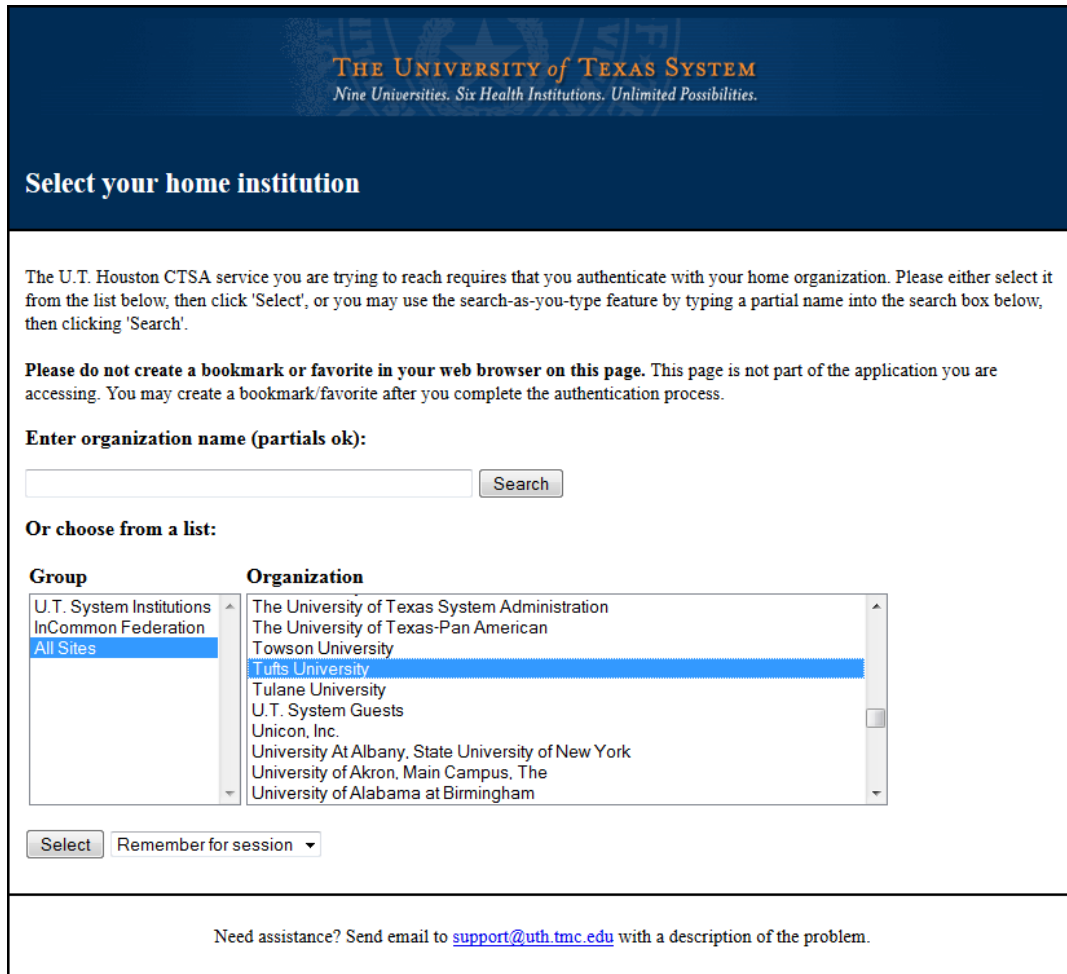


# Registration: New Users

Open the URL <https://bigmouth.uth.edu/secure> in a web browser

1. **For InCommons Federation Members:** Select 'All Sites' under 'Group' section and select your respective organization under 'Organization' section. Click Select button. You will now be redirected to the Single Sign-On Login page. Please use your organization's username and password to login.



The screenshot shows a web page for selecting a home institution. At the top, it features the University of Texas System logo and tagline: "THE UNIVERSITY of TEXAS SYSTEM" and "Nine Universities. Six Health Institutions. Unlimited Possibilities." Below this is a dark blue header with the text "Select your home institution".

The main content area contains the following text: "The U.T. Houston CTSA service you are trying to reach requires that you authenticate with your home organization. Please either select it from the list below, then click 'Select', or you may use the search-as-you-type feature by typing a partial name into the search box below, then clicking 'Search'." Below this is a warning: "Please do not create a bookmark or favorite in your web browser on this page. This page is not part of the application you are accessing. You may create a bookmark/favorite after you complete the authentication process."

There is a section titled "Enter organization name (partials ok):" with a text input field and a "Search" button. Below that is the text "Or choose from a list:".

The list is organized into two columns: "Group" and "Organization".

Group	Organization
U.T. System Institutions	The University of Texas System Administration
InCommon Federation	The University of Texas-Pan American
All Sites	Towson University
	Tufts University
	Tulane University
	U.T. System Guests
	Unicon, Inc.
	University At Albany, State University of New York
	University of Akron, Main Campus, The
	University of Alabama at Birmingham

At the bottom of the list, there is a "Select" button and a "Remember for session" dropdown menu.

At the very bottom of the page, there is a footer: "Need assistance? Send email to [support@uth.tmc.edu](mailto:support@uth.tmc.edu) with a description of the problem."

**Tufts**

---

Tufts Username: (ex: jsmith01)


Tufts Password:

**LOGIN**

[Forgot your Tufts Password?](#)

Need Help? Email [it@tufts.edu](mailto:it@tufts.edu)

[More about Shibboleth](#) | [Information Stewardship Policy](#)






Powered by  Shibboleth

After logging in, first time users will need to request access to BigMouth. User can request access by filling in the form shown below and then clicking on the “Click to Request Access” button.

**BigMouth**  
Dental Data Repository

**UTHealth**  
The University of Texas  
Health Science Center at Houston

Access BigMouth    FAQ    Publications    Contact    Admin    |    L

**Welcome!**

Your institution has shared the following Digital ID information with BigMouth

- Name: John Doe
- Email: None
- Username: jdoe@uth.tmc.edu
- Institution: UT Health

**You have not yet been granted access to BigMouth.** You may send a request here.

Enter reason for request:

**Send Request**

Users can now logout by closing the browser.



---

Your request for access to COHRI has been received.  
You will be notified when the administrator approves the request.  
Please close your browser to logoff.